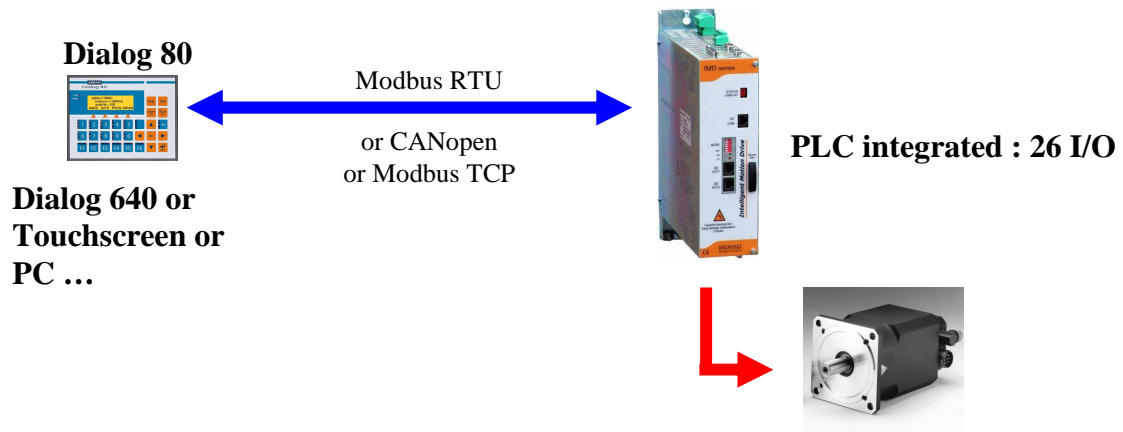


IMD DRIVE SOLUTIONS


For machine builders

1 IMD drives and HMI

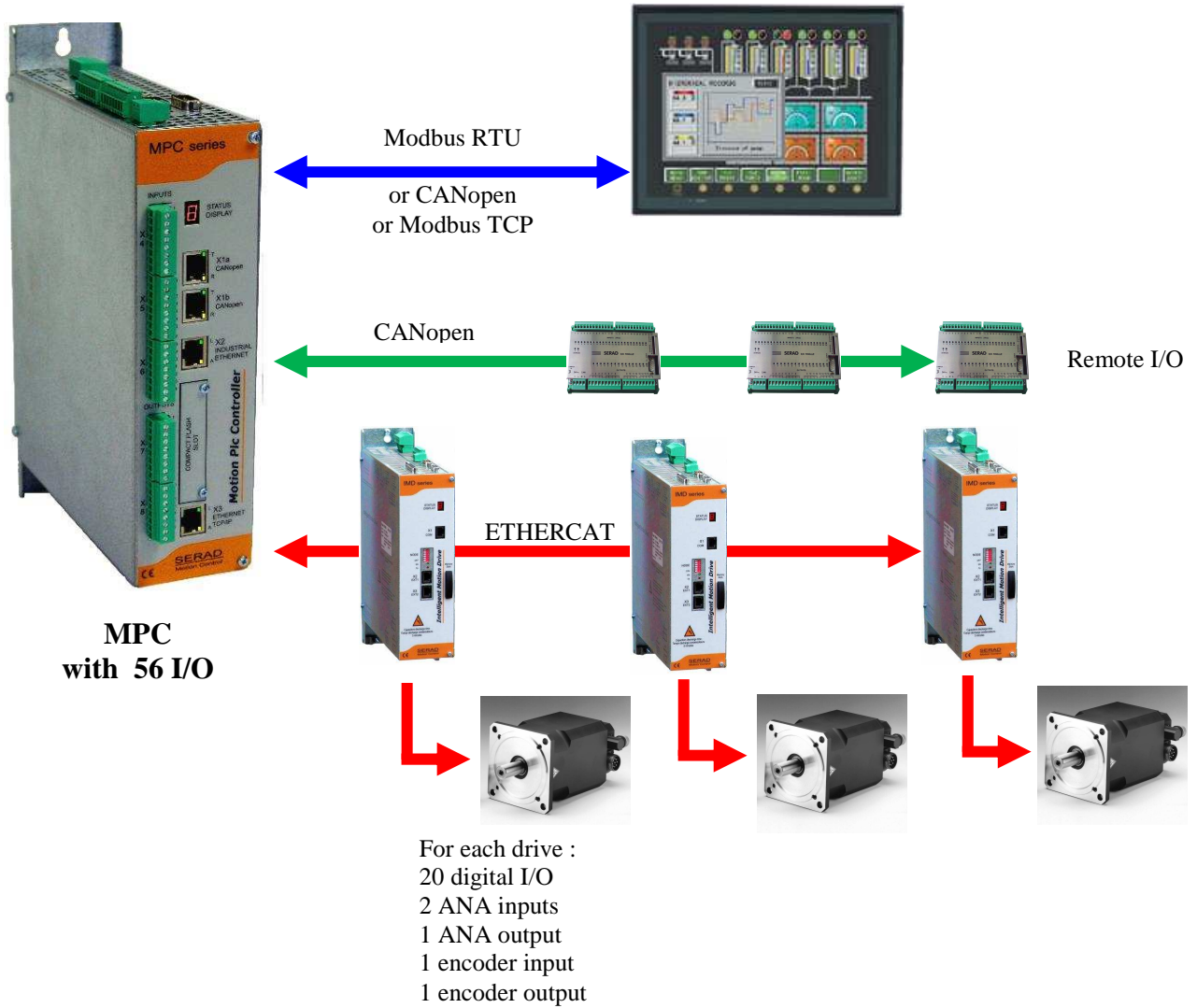
1.1 Single axis : economic solution



1.2 Multi-axes : Optimized solution




2 MPC and IMD drives : Centralized & powerful solution



3 Other solutions

3.1 Trajectories mode



64 memorized trajectories

Easy to setup

Trajectoires

Trajectoires Actif

Définition des trajectoires					
N°	Position	Mode	Vitesse (%)	Accélération (%)	Décelération (%)
0	100	Absolu	100	100	100
1	150	Absolu	100	100	100
2	50	Absolu	100	100	100
3	100	Absolu	100	100	100
4	230	Absolu	100	100	100
5	230	Absolu	100	100	100
6	200	Absolu	100	100	100
7	10	Relatif	100	50	50
8	30	Relatif	100	50	50
9	15	Relatif	100	50	50
10	0	Absolu	0	0	0
11	0	Absolu	0	0	0
12	0	Absolu	0	0	0
13	0	Absolu	0	0	0
14	0	Absolu	0	0	0
15	0	Absolu	0	0	0
16	0	Absolu	0	0	0

Start

Stop

3.2 PLC and IMD drive

